



Showroom Ticketing Standards

VISUAL MERCHANDISING GUIDES

OVERVIEW

Retail Price Ticketing

This document outlines the ticketing standards for ARB Retail Showrooms.

All stores are required to use the latest ticketing artwork across their showroom. Please refer to the 'Showroom Price Ticket Printing Guide' that can be found on [Dealer Dashboard > In store > Retail Ticketing](#).

It is important to note:

- Stores must never use handwritten tickets
- Out of date ticketing must be removed from the showroom
- Price tickets are to be up-to-date with the latest pricing at all times

ARB 4X4 ACCESSORIES ARB INFLATION CASE ARB4296 \$50.00	ARB 4X4 ACCESSORIES ARB AIR PRESSURE GAUGEpsi/bar ARB506 \$37.00
ARB 4X4 ACCESSORIES ARB DIGITAL TYRE INFLATORBRAIDED HOSE ARB601 \$79.00	ARB 4X4 ACCESSORIES ARB E-Z DEFLATOR PSI GAUGE ARB505 \$69.00
ARB 4X4 ACCESSORIES INFLATOR COUPLING LOCK ONBRASS ARB607 \$25.00	ARB 4X4 ACCESSORIES COMPRESSOR MDM AIR LOCKER 12V CKMA12 \$315.00



TICKETING PLACEMENT

All products are to have a price ticket.



Double placed product requires only one ticket on the left.

Products using two prongs to hang only require one ticket to the left.



Data strip is to be cut to the size of the perforated paper.

Ticket is to be placed on the left hand side of the product.

Cracked and damaged data strips and ticketing holders must be replaced.

Stores are not required to ticket vehicle specific items such as bull bars, canopies or suspension.

SPECIALS TICKETS

- 'Editable Clearance', 'Manager's Special' and 'Demo Stock Sale' tickets can be found and printed from **Dealer Dashboard > In Store > Retail Ticketing**.
- No handwritten or handmade tickets are to be used throughout the showroom.
- Tickets can be printed in store in **A4** or **A5** and in colour. These must be displayed in perspex blocks.
- Do not overcrowd fixtures with Specials Tickets.

Clearance Sale

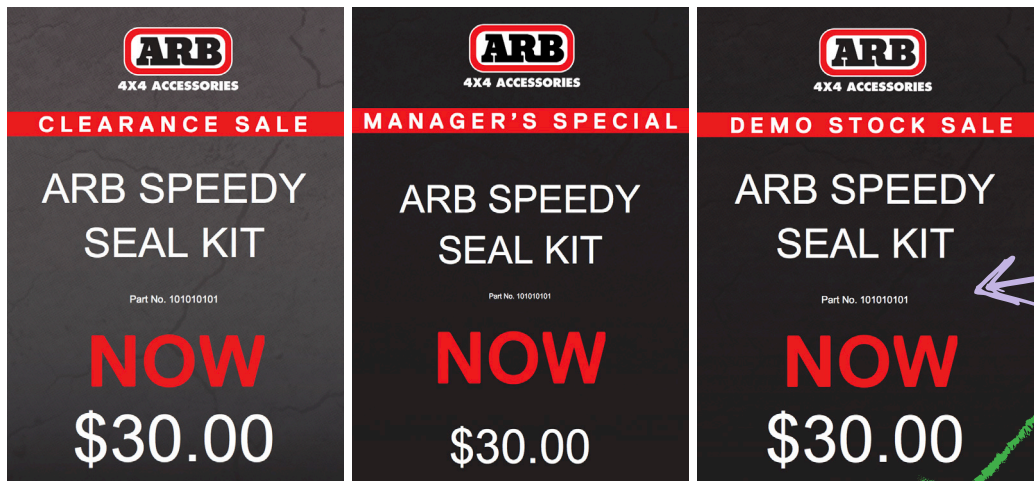
- Clearance products should not be merchandised in a prominent location.
- Use no more than 1 A4 ticket per fixture.
- Use no more than 1 A5 ticket per shelf.

Manager's Specials

- Stores are to display no more than 1 ticket per fixture.
- Never overcrowd the store with Manager's Special tickets.

Demo Stock Sale

- To be used for ex demonstration stock.
- Only 1 ticket per display is to be used.



Approved tickets



Hand written tickets must never be used.



1 A4 ticket per fixture side only.




Tickets must be displayed in perspex blocks only.

PAYMENT METHODS

It is an ACCC requirement that accepted methods of payment are displayed at every point of sale. Please ensure your store is compliant by displaying an A5 printed "Accepted payment methods" ticket placed in a perspex block.

These are available to download from Dealer Dashboard > In Store > Retail Ticketing.


Please ensure this ticket is at every point of sale, 1 per counter is insufficient.









Accepted Payment Methods

Please note all cash sales are to be settled prior to collection of goods.


We accept the following methods of payment

**Cash**


**Card**  VISA  MASTERCARD  DEBIT CARD  AMEX

 **Pay Later, Interest Free**

Zip is not available on ARB discounted products or sale items.

**Direct transfer**

Please ask your friendly sales staff member for our account details & please arrange payment the day prior to collection. (Sales order number is the payment reference).

**Cheque**

Please advise sales staff at the beginning of the day of this payment method. Due to cheque clearance requirements, identity & credit verification questions may be required. Please allow additional time at the counter for this process. Your driver's licence will be required.

PERSPEX HOLDERS

JY Display & Signs

A4 Acrylic Picture Frame Sign Holder
320×230X(15+15)mm
Product Code: MPFA4



A5 Acrylic Picture Frame Photo Holder
230×168X(12+12)mm
Product Code: MPFA5



Shop for Shops

Slatwall/Pegboard Hook with
80 × 26mm Flipper Scan Plate



Classic Format Stores

Slatwall/Pegboard Hook with
80 × 26mm Flipper Scan Plate




Flagship Stores

Display Decorations

Flat Adhesive Clear Flat Data Strip
30MM ADHESIVE CLEAR FLAT DATA
STRIP



Damaged perspex must be replaced.



Curved perspex not to be used in showrooms.

BANNERS AND IN STORE POSTERS

Flagship Stores

Flagship stores are to use banner rails to create a runway from the front entrance through to the back of the showroom.

When there is no promotion running, 'S' hooks must be removed from the rails.

Note: Marketing will specify the recommended positioning of banners for each promotion.



Classic Format Stores

Posters can be attached neatly to store entrance windows in old format stores and stockists.

Where possible, posters can be hung from the ceiling to create a runway through to the back of the showroom.

Always consider the height of the posters in your store. Customers should be able to comfortably walk beneath banners.

When there is no promotion running, hooks must be removed from the ceiling.

